




Wage and Hour Division (WHD)

WORKING FOR A FAIR DAY'S PAY

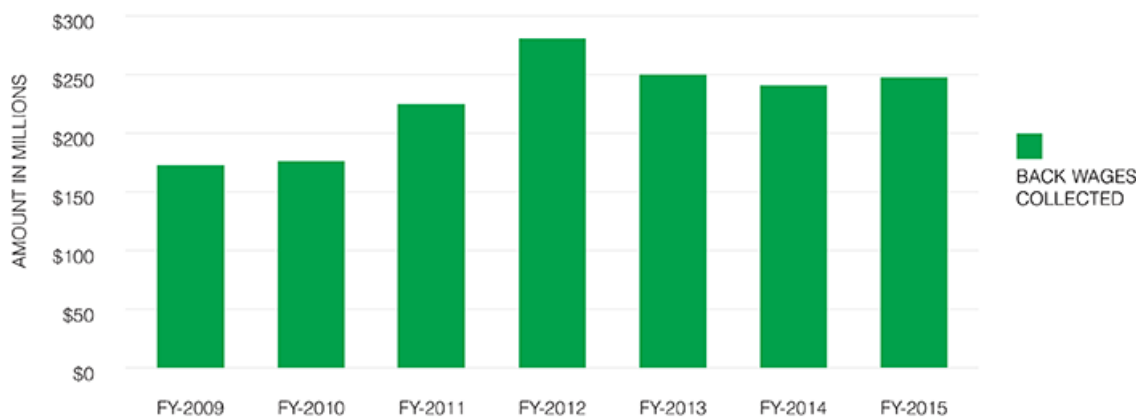
The Wage and Hour Division takes a vigorous, [strategic approach to enforcement](#). We focus our efforts on those industries where the evidence shows violation rates are high, and where we find vulnerable low wage workers who are often reluctant to assert their rights and raise their voices.

These efforts succeed and WHD sees results every day.



Putting wages into the hardworking hands of those who have earned them...

Back Wages Collected



In fiscal year 2015, WHD found over \$246 million in back wages for more than 240,000 workers - another year of meaningful progress toward our goal of ensuring a fair day's pay for a fair day's work.

[View Statistics](#)

STRATEGIC ENFORCEMENT

Resource Prioritization



The laws enforced by WHD apply to 7.3 million establishments and protect 135 million workers. We will never have enough investigators to examine every business. We prioritize and direct our resources to where the data and evidence show the problems are largest, where emerging business models lead to violations, and where workers are least likely to exercise their rights. **In fiscal year 2015, more than 42% of our investigations were agency-initiated**, up from 35% just 6 years ago. [Click here](#) for more details.



We found wage violations in 79% of these agency-initiated investigations in fiscal year 2015, up from 65% in fiscal year 2009. We are looking in the right industries, and within these industries we are looking in the right places.

STRATEGIC ENFORCEMENT WORKS.

WHD continues to find more back wages for more low-wage workers.

In fiscal year 2008, WHD found back wages of \$57.5 million in low-wage industries for 76,900 workers. In fiscal year 2015, WHD found \$74.3 million in low wage industries for 102,000 workers. That is more than a 29% increase in back wages and more than a 32% increase in the number of workers.



\$676,000/Day

Helping workers put food on the table.



In fiscal year 2015, WHD collected an average of more than **\$676,000 in back wages for workers every day**. That's enough for more than 3,600 working families to buy a week's groceries. [Click here](#) to view back wages collected for workers in low-wage industries.

**BLS Consumer Expenditure Survey 2014.*

Pay Recovered



WHD investigations in fiscal year 2015 found, on average, more than **\$1,000 for each employee due back wages**. For waiters or waitresses, that means nearly four times what they would earn in a typical workweek. Imagine how challenging it would be if you weren't compensated for three and a half weeks of work. That's the reality for many workers who don't get paid what they have earned.

We are finding more back wages for more low wage workers. Click [here](#) for more details.

OUTREACH AND EDUCATION

WHD has long recognized that enforcement alone is not enough – we proudly engage in a robust [outreach and education](#) program that continues to educate employers and workers alike to promote compliance



WHAT DOES \$1,000 MEAN?




\$1,000 represents multiple paychecks to typical workers in many industries*



(*based upon BLS data for average wage rates and weekly hours per occupation)

WHAT DOES \$1,000 BUY?



More than a month's rent at \$800/month	
More than three months of utility bills at \$300/month	
More than 5 weeks of childcare at \$185/week	

(Estimated costs based on Bureau of Labor Statistics, Consumer Expenditures Survey 2012 and 2013 – annual national level data.)

[Click here](#) to view Fair Labor Standards Act Back Wages.

[Click here](#) to view Low-Wage Industries Statistics.

[Click here](#) to view Child Labor Statistics.

[Click here](#) to view FMLA Enforcement Statistics.

[Click here](#) for Agricultural Enforcement Statistics (including H-2A, MSPA and OSHA).

[Click here](#) for Enforcement Statistics for Industries Employing High Numbers of H-2B Workers.

[Click here](#) for H-1B Enforcement Statistics.

[Freedom of Information Act](#) | [Privacy & Security Statement](#) | [Disclaimers](#) | [Important Web Site Notices](#) | [Plug-ins Used by DOL](#)

U.S. Department of Labor | Frances Perkins Building, 200 Constitution Ave., NW, Washington, DC 20210
www.dol.gov | Telephone: 1-866-4-USWAGE (1-866-487-9243) | [TTY](#) | [Contact Us](#)